



# Shoe Size Chart



## helpful hints



Kids' feet grow fast, so measure every time you buy shoes.



Since everyone has one larger foot, always measure both feet.



If the toes of your child's larger foot falls on a line between two sizes, order the larger size.



If your child will wear socks with the shoes, he/she should wear the same type of socks he or she will wear with the shoes you're ordering.



**IMPORTANT:** Print out at 100%. Make sure your printer's Page Scaling option is set to "None". To ensure accuracy line up a real ruler with our ruler.

XL 11/12



XL 11/12 7

LG 9/10



LG 9/10

MD 7/8



MD 7/8 6

SM 5/6



SM 5/6

For this shoe only



21455 Cozy Cub Slippers

heel


Line up ruler here ► 0

Foot Length (in.)	Size
5 - 5 1/2" L	SM 5/6
5 1/2 - 6" L	MD 7/8
6 - 6 1/2" L	LG 9/10
6 1/2 - 7" L	XL 11/12

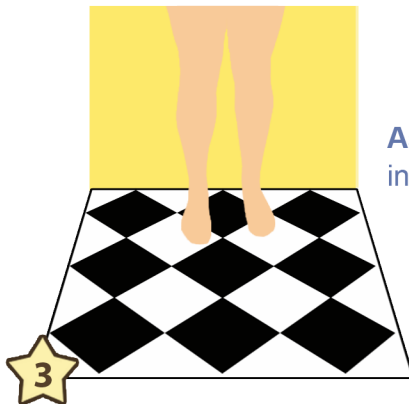
# How to Measure Your Child's Feet




**Print our Shoe Sizing Chart at 100%.**  
(Make sure your printer's Page Scaling option is set to "None".)




**To ensure your printout is accurate,** measure the printed ruler with a real ruler. The printer ruler should be exactly 8" long.



**Ask your child to stand against a wall,** in a room with hard flooring (not carpet).



**Position the printout under one of your child's feet,** making sure your child's weight is evenly distributed. Line your child's heel up with the heel of your printout and measure.



**Then measure the other foot the same way.** If the sizes differ, order the larger shoe size.

Got Questions? We're here to help!  
Email [questions@onestepahead.com](mailto:questions@onestepahead.com)  
or call 1-800-274-8440